



## Instructions for Use

 <p><b>Standard Armboard</b></p> <p><b>REF</b> Standard Armboard 800-0008</p> <p><b>REF</b> Standard Armboard (DEN) 800-0008-DEN</p> <p><b>REF</b> Standard Armboard (EU) 800-0008-EU</p> <p><b>REF</b> Standard Armboard (JPN) 800-0008-JPN</p> <p><b>REF</b> Standard Armboard (SWISS) 800-0008-SWISS</p> <p><b>REF</b> Standard Armboard (UK) 800-0008-UK</p> <p><i>Pad sold separately: Choose one</i>  <b>2" Armboard Pad, Deluxe 508-0071</b>  <b>2" Armboard Pad, Softcare 508-0151</b></p>	 <p><b>Extra-Wide Armboard</b></p> <p><b>REF</b> Extra-Wide Armboard 800-0018</p> <p><b>REF</b> Extra-Wide Armboard (DEN) 800-0018-DEN</p> <p><b>REF</b> Extra-Wide Armboard (EU) 800-0018-EU</p> <p><b>REF</b> Extra-Wide Armboard (JPN) 800-0018-JPN</p> <p><b>REF</b> Extra-Wide Armboard (SWISS) 800-0018-SWISS</p> <p><b>REF</b> Extra-Wide Armboard (UK) 800-0018-UK</p> <p><i>Pad sold separately: Choose One</i>  <b>2" Extra-Wide Armboard Pad, Deluxe 508-0105</b>  <b>2" Extra-Wide Armboard Pad, Softcare 508-0152</b></p>
---	--

### INTENDED USE

Intended use is to hold patient's arm - range of motion is 180°. The intended users of this device are medical professionals within hospitals and surgery centers.

## INSTRUCTIONS FOR USE

Become familiar with patient positioning device's features before use with patient. Always practice on a nurse, physician or appropriate volunteer prior to using clinically.

### Attaching Armboard to Table

- *Attaches to any point on the surgical table side rail*

### Adjusting Armboard

- *Pull Directional Trigger (outer most trigger), rotate to desired position, release to lock*

### Detaching Armboard from Surgical Table

- *Press Release Trigger (trigger closest to table connection) and lift armboard from table*

## GENERAL SPECIFICATIONS

- *Attaches to rail of surgical table at any point on rail*
- *Single-person installation*
- *Push Release Trigger*

	<b>Standard Armboard 800-0008</b>	<b>Extra-Wide Armboard 800-0018</b>
<i>Length</i>	26.5" +/- 0.5" (67 cm +/- 1 cm)	26.5" +/- 0.5" (67 cm +/- 1 cm)
<i>Width</i>	6" +/- 0.5" (15 cm +/- 1 cm)	11" +/- 0.5" (28 cm +/- 1 cm)
<i>Depth</i>	2.5" +/- 0.5" (6 cm +/- 1 cm) with pad	2.5" +/- 0.5" (6 cm +/- 1 cm) with pad
<i>Device Weight</i>	5.25 +/- 0.5 lbs. (2.4 kg +/- .22 kg)	9 +/- 0.5 lbs. (4 +/- 0.22 kg)

## COMPONENT OVERVIEW

Standard and Extra-Wide Armboards are surgical table extensions that attach to side rails of any table.

*See side rail dimensions below:*

**US:** 0.374" x 1.122" (9.5 mm x 28.5 mm) PN# 800-0008 & 800-0018

**Denyer:** 0.236" x 1.496" (6 mm x 38 mm) PN# 800-0008-DEN & 800-0018-DEN

**Europe:** 0.394" x 0.984" (10 mm x 25 mm) PN# 800-0008-EU & 800-0018-EU

**Eschmann (UK):** 0.236" x 1.260" (6 mm x 32 mm) PN# 800-0008-UK & 800-0018-UK

**Japan:** 0.354" x 1.260" (9 mm x 32 mm) PN# 800-0008-JPN & 800-0018-JPN

**Swiss:** 0.394" x 1.181" (10 mm x 30 mm) PN# 800-0008-SWISS & 800-0018-SWISS

### **Standard Armboard 800-0008**

***Pad sold separately: Choose one***

2" Armboard Pad, Deluxe 508-0071

2" Armboard Pad, Softcare 508-0151

### **Extra-Wide Armboard 800-0018**

***Pad sold separately: Choose one***

2" Extra-Wide Armboard Pad, Deluxe 508-0105

2" Extra-Wide Armboard Pad, Softcare 508-0152

## GENERAL INFORMATION

- *Product not made with Natural Rubber Latex*
- *Device supports 500 lb. (227 kg) proportional patient load (6'4" (193 cm) tall patient per 99% human body model)*
- *Product warranty covers product from manufacturing defects for period of 2 years*

- *If damaged in shipping, call Customer Service at (888) 724-8763 or (781) 982-7000 to obtain Return Material Authorization number. For product warranty issues, contact Customer Service.*
- *CE marked medical device according to MDR (EU) 2017/745*
- *Product is maintenance-free, check product condition before next use*
- *Life of device is 5 years under normal use*
- *Store device between -4°F to +86°F (-20°C to 30°C)*

## **DISPOSAL**

- **General** - *Prevent infection by cleaning and disinfecting product before disposal*
- **Packaging** - *Dispose packaging material via household waste according to national requirements*
- *SchureMed accepts back used or retired products - or dispose of product in accordance with national requirements*



## **PRODUCT USE WARNINGS**

### **WARNING!**

*Maximum load should not exceed appropriate proportion of a patient weighing 500 lbs. (227 kg). Use care with low-maximum load capacity surgical tables that accessory rails are not overloaded.*



### **WARNING!**

*Hazards result from incorrect use. Strictly follow Instructions for Use with your Operating Table system.*



**WARNING!** *Do not reuse device if there are obvious signs of damage or functional issues. Consult manufacturer before reusing.*

## **CLEANING RECOMMENDATION**

*Follow current Association of periOperative Registered Nurses Journal Guidelines for proper cleaning and disinfection procedures.*



### **WARNING!**

*Always follow the standards for blood-borne pathogens from the Occupational Safety and Health Administration. Use the recommended protective clothing, gloves, masks and eye protection to clean the accessory.*

## **CAUTION**

*Strictly read/follow manufacturer's directions for cleaning fluids. DO NOT use cleaners containing phenolics.*

1. *Remove major contaminants from accessory with disposable materials. Follow appropriate bio-hazard waste disposal procedures.*
2. *Apply cleaning fluid liberally to entire accessory and wipe with clean, lint-free cloth until all moisture and cleaning fluid is removed from accessory*
3. *Let accessory dry*

## USER NOTICE










*Any serious incident that has occurred in relation to the device should be reported to the manufacturer and the competent authority of the Member State in which the user and/or patient is established.*

**UDI** Basic UDI-DI: 081001460F0026E2

## eIFU Language Versions

To download and print the Instructions for Use, please go to <http://www.schuremed.com/schuremed-eifu>.

## Symbol Glossary

Symbol	Title	Symbol Description
	Manufacturer	Indicates the medical device manufacturer.
	Authorized Representative in the European Community	Indicates the authorized representative in the european community.
	Batch Code	Indicates the manufacturer's batch code so that the batch or lot can be identified.
	Catalogue or Item Number	Indicates the manufacturer's catalogue or item number so that the medical device can be identified.
	Serial Number	Indicates the manufacturer's serial number so that a specific medical device can be identified.
	Caution	To indicate that caution is necessary when operating the device or control close to where the symbol is placed, or to indicate that the current situation needs operator awareness or operator action in order to avoid undesirable consequences.
	Medical Device	Indicates the item is a medical device.
	Unique Device Identifier	Indicates a barcode as containing unique device identifier information.
	CE Marking	European Conformity.